

USING MOODLE

LEARNING.SAGECOUNSELING.NET

Course material can be accessed and reviewed, and coursework can be submitted using SAGE's Moodle site:
<https://learning.sagecounseling.net>

LOGIN

From the home screen select **Login** from the upper right corner




Home

Enter your username and password. If needed, click **Lost password?** to reset your account. For additional assistance, contact SAGE IT support at 602-761-4920.

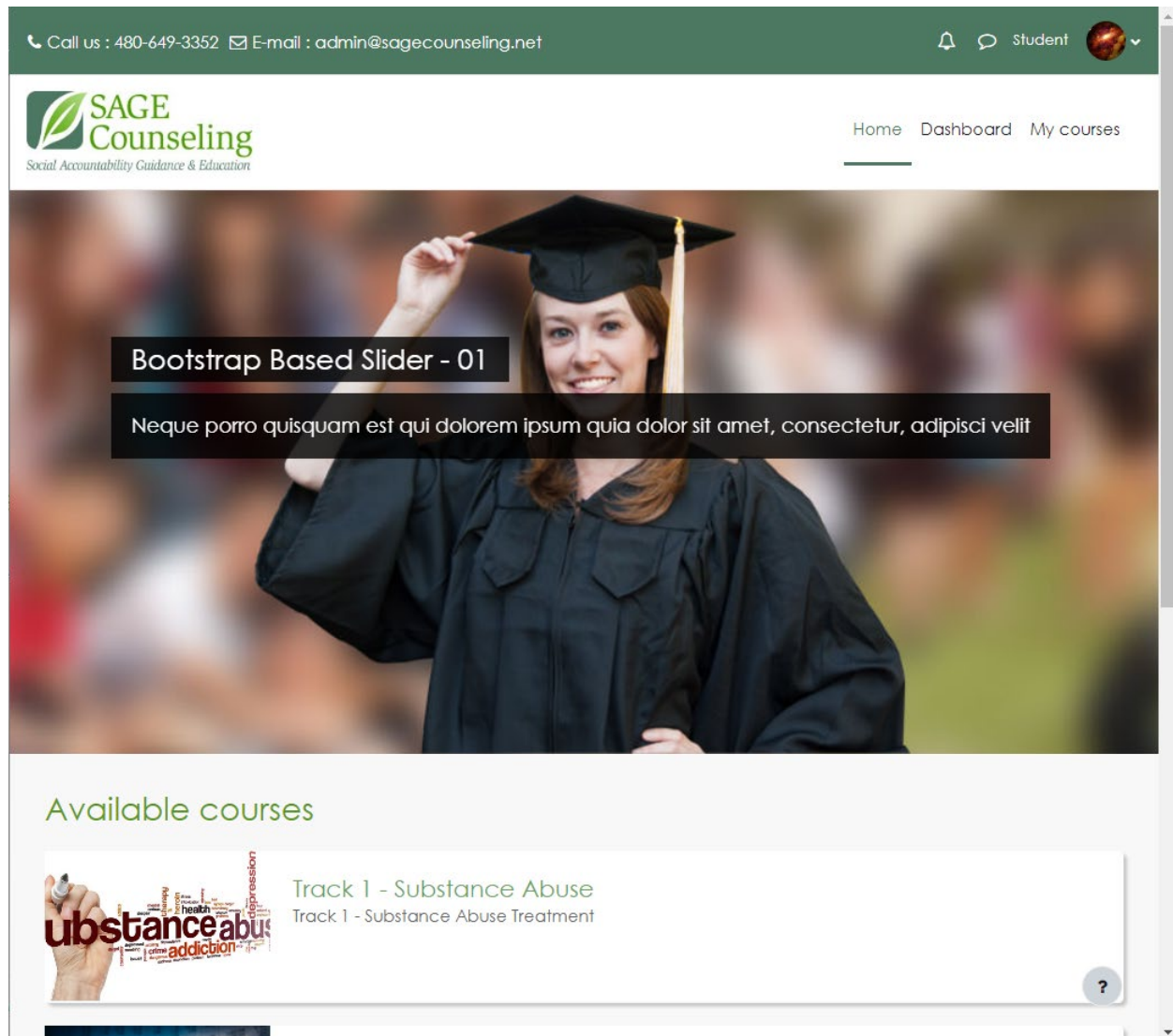


Home



HOME

After logging in, the landing page will be the Home screen. From the home screen, your profile and menu will be available at the top, a list of available courses can be found by scrolling down.




The screenshot shows the SAGE Counseling dashboard. At the top, there is a green header with contact information: "Call us : 480-649-3352" and "E-mail : admin@sagecounseling.net". On the right side of the header, there are icons for a bell, a chat bubble, and a user profile labeled "Student". Below the header is the SAGE Counseling logo and the tagline "Social Accountability Guidance & Education". To the right of the logo are navigation links: "Home", "Dashboard", and "My courses". The main content area features a large image of a smiling graduate in a black cap and gown. Overlaid on this image is a Bootstrap-based slider with two slides. The first slide contains the text "Bootstrap Based Slider - 01". The second slide contains the text "Neque porro quisquam est qui dolorem ipsum quia dolor sit amet, consectetur, adipisci velit". Below the slider is a section titled "Available courses". The first course listed is "Track 1 - Substance Abuse" with a sub-item "Track 1 - Substance Abuse Treatment". The course card includes a word cloud image with terms like "substance abuse", "addiction", "depression", and "health". A question mark icon is visible in the bottom right corner of the course card.

DASHBOARD

From the dashboard, the user can find their **Timeline** with available activities requiring action from courses they may be enrolled in, as well as their **Calendar** with scheduled due dates and the ability to add events.


Call us : 480-649-3352 E-mail : admin@sagecounseling.net Student Edit mode

 Home Dashboard My courses

Dashboard

Timeline

Next 7 days ▾ Sort by dates ▾ Search by activity type or name



No activities require action

Calendar

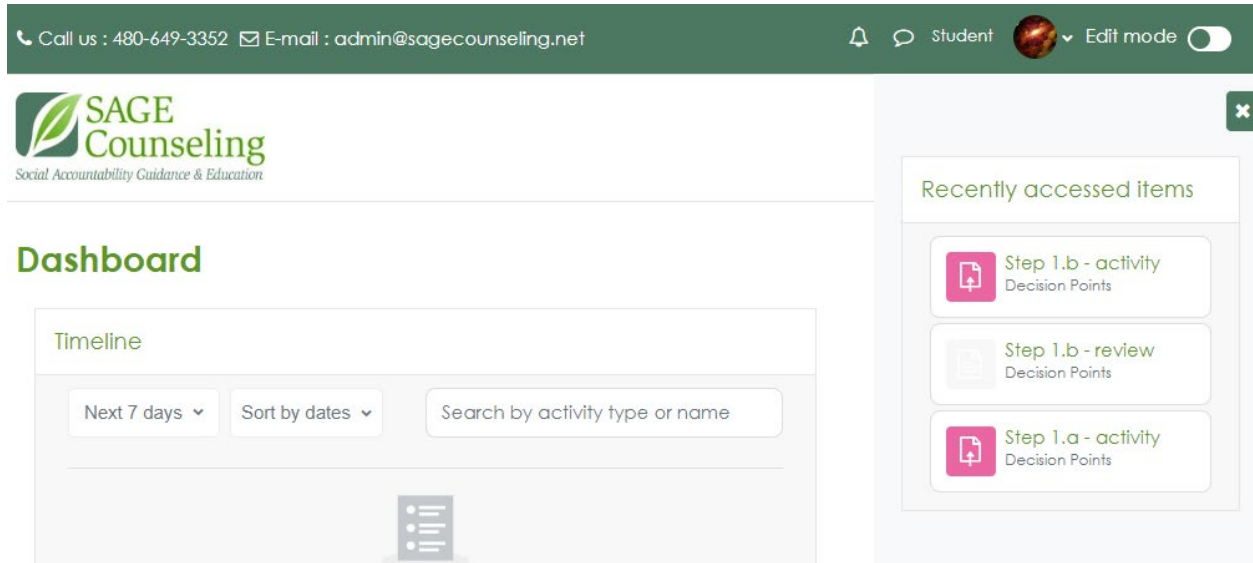
All courses ▾ [New event](#)

« September **October 2022** November »

Mon	Tue	Wed	Thu	Fri	Sat	Sun
					1	2



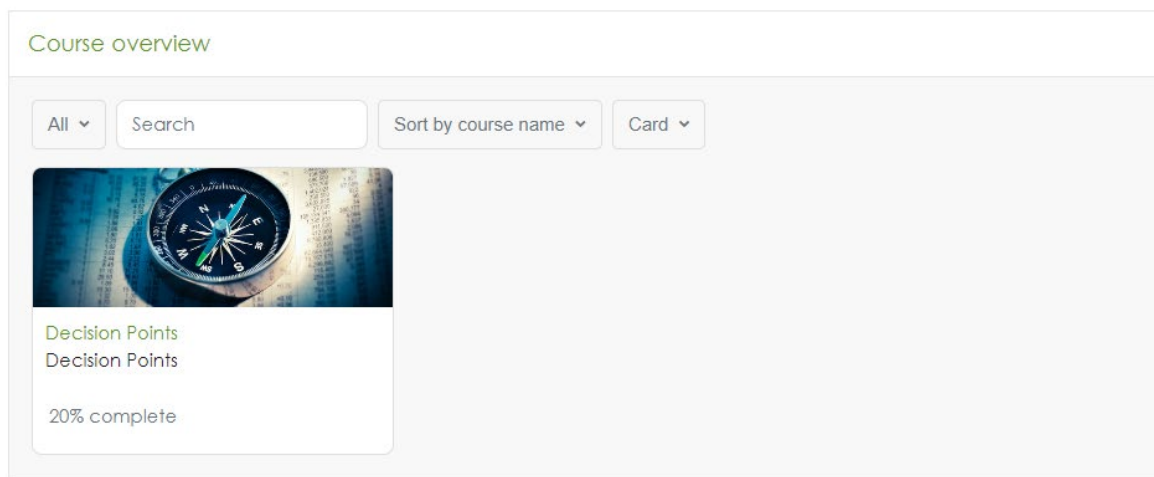
The arrow at the top right of the dashboard will allow the user access to their most recently accessed items, like activities, or pages from the courses they're enrolled in.



MY COURSES

This section provides a course overview and access to all courses that the individual is enrolled in.


My courses



Once opened, the course layout will be displayed with each week or section's activities and resources available. This "table of contents" will remain accessible in the panel on the left as you navigate through the various

activities and resource pages.

✕

- ▼ **General**
 - Decision Points
 - Moodle Knowledge Base
- ▼ **Step 1**
 - Step 1.a - review
 - Step 1.a - activity
- ▼ **Step 2**
 - Step 1.b - review
 - Step 1.b - activity
 - Step 2.b - review
 - Step 2.b - activity
- ▼ **Step 3**
 - Step 1.c - review
 - Step 1.c - activity
 - Step 2.c - review
 - Step 2.c - activity
 - Step 3.C - review
 - Step 3.c - activity
- ▼ **Step 4** 

Decision Points

Course

Participants

Grades

Competencies

▼ General

Collapse all



PAGE
Decision Points



PAGE
Moodle Knowledge Base

▼ Step 1



PAGE
Step 1.a - review




ASSIGNMENT
Step 1.a - activity

✓ Done: View ?

To do: Make a submission

***Sections that require the completion of other coursework prior to access will be indicated with a*

 *padlock icon.*



▼ **General**

[Decision Points](#)

Moodle Knowledge Base

▼ **Step 1**

[Step 1.a - review](#)

● [Step 1.a - activity](#)

▼ **Step 2**

[Step 1.b - review](#)

○ [Step 1.b - activity](#)

[Step 2.b - review](#)

[Decision Points](#) **Moodle Knowledge Base**

 PAGE

Moodle Knowledge Base

The following guides and videos are available for review for different processes to be used by clients while using the Moodle Learning Management System as a supplement to their SAGE Counseling services.

- [How to Download the Moodle App](#)
- [How to Fill Out a PDF](#)
- [How to Down/Upload a File](#)
- [Moodle App FAQ](#)